



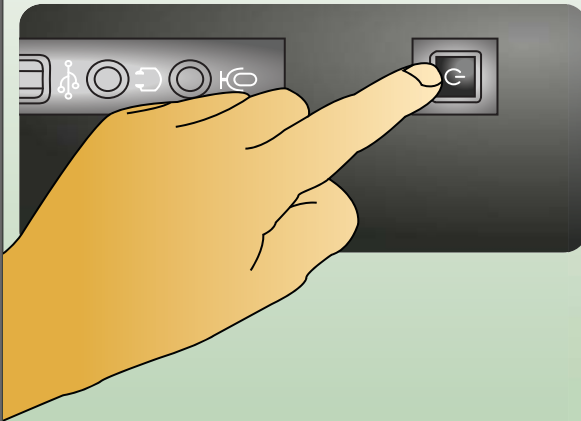
# De La Salle University

INFORMATION TECHNOLOGY CENTER

## Wireless Presenter User Guide

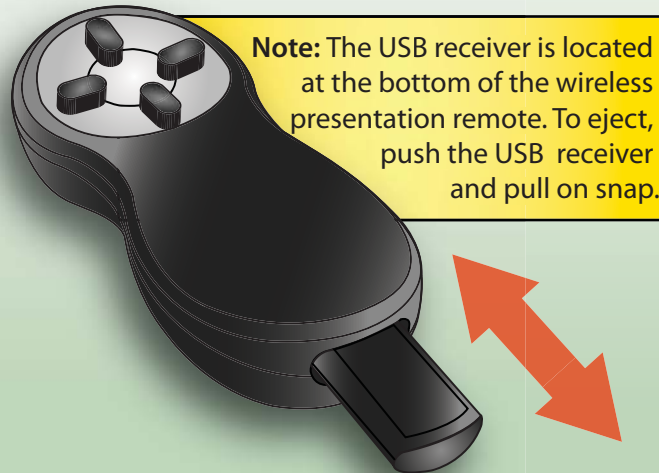
### Step 1:

Turn thin client on by pressing the power button once.




### Step 2:

Eject USB receiver from the wireless presentation remote.



### Step 3:

Plug USB receiver into thin client USB port.



**Important:** After use, unplug USB receiver from thin client and attach it securely back into the wireless presentation remote.

